




Product Specifications

Name: STRIP DMX MODULE

Model: LN-CON-DMXBAR-3CH-LV(L=5,6,12,24)



Summarization

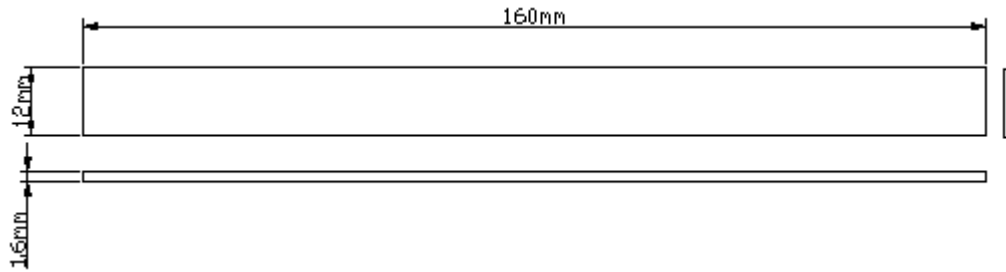
Strip DMX module adopts the advanced micro control unit, it receives widespread international way that transformed the DMX-512 standard digital control signals into PWM controller signals for driving LED; You could connect DMX module with DMX digital console to achieve dimming or various changes in procedures.

Technical Parameters

- Working temperature: -20-60 °C
- Supply voltage: DC5V, 12V, 18V, 24V<you could choose it>(specify the required voltage on orders)
- Output: 3 channels
- Grayscale: 256
- The number of occupied channel: 3
- Connecting mode: common anode
- External dimension: L160XW12XH1.6 mm
- Packing size: L160XW95XH51 mm
- Net weight: 10g
- Gross weight: 45g
- Static power consumption: <1W
- Output current: <4A(each channel)
- Output power: 5V:<60W, 12V:<144W, 24V:<288W




External Dimension




Interface Specifications

Power input interface:



DMX signal interface:



Load output interface:



Direction for use

1. To connect signal wire at first, and then load wire, the last power wire; **Please ensure short circuit can not occur between connecting wire before you turn on the power;**
2. In the absence of receiving DMX signal, the module will achieve a multicolor gradual changing (built-in function);
3. Receiving DMX signal, the built-in function is not available, it will be controlled by computer console control;
4. You could set the address code of module (from 1 to 1022) through the DMX editor of our company.



Typical Applications

