



## Product Specifications

**NAME: RF 6-Key Controller**

**MODEL: LN-CON-RF6B(SJ)-3CH-LV(L=5,6,12,24)**



### Summarization

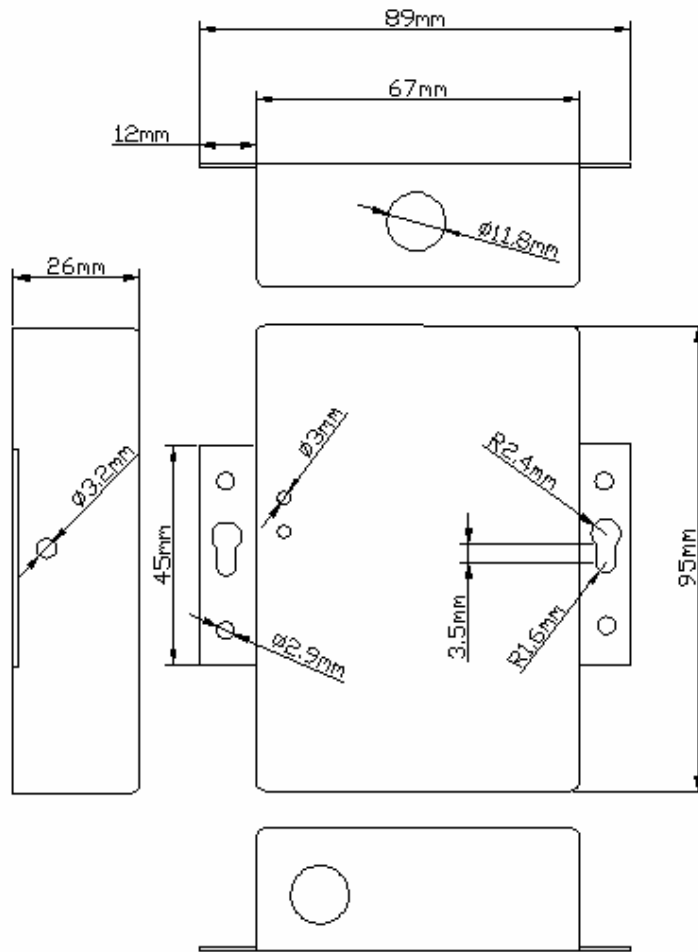
RFcontroller adopts the advanced micro-control unit, it is used for controlling a variety of lamp whose source of light is LED. For instance, point source of light, flexible light strip, wall washer lamp, glass curtain wall light and so on; It has many advantages such as easy connection and simplicity to use. According to the actual need of customers, it can carry out jumpy changing, gradual changing, stroboflash and other effects of change.

### Technical parameters

- working temperature: -20-60°C
- supply voltage: DC5V, 12V, 18V, 24V optional (specify the required voltage on orders)
- output: 3 channels
- connection mode: common anode
- external dimension: L89XW70XH28mm
- packing size: L145XW95XH50 mm
- net weight: 160g
- gross weight: 195g
- static power consumption: <1W
  
- output current: <4A (each channel)
- output power: 5V:<60W, 12V:<144W, 24V:<288W

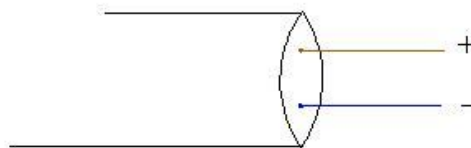


### External Dimension



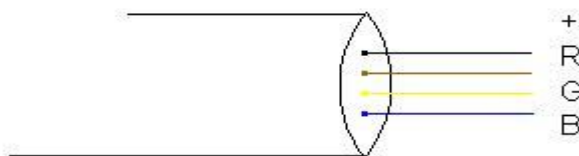
### Interface Specifications

Power input interface:



Adopt two sheath wires as connecting wires, **remark: brown wire**→ + **blue wire**→ —

Load output interface:



Adopt four sheath wires as connecting wires, **remark: black wire**→ + **brown wire**→R  
**yellow wire**→G **blue wire**→B

**Direction for Use**

1. Connect the load wire at first, following by the power wire; **Please ensure short circuit can not occur between connecting wire before you turn on the power;**
2. There are six keys on the remote controller panel, the function of each key as follows:  
 ON/OFF: you could turn on/off controller at any time;  
 MODE: the color change button, there are 21 modes of change for you to choose;  
 B+: A brightness control button, the step of the brightness add 1 by each pressing, a total of 256 steps;  
 B-: The step of the brightness subtract 1 by each pressing;  
 S+: The step of the speed change add 1 by each pressing, a total of 100 steps.  
 S-: The step of the speed change subtract 1 by each pressing.
3. Standard changes function as the following form:

No	Patterns	Remarks	No	Patterns	Remarks
1	Static red	Brightness is adjustable, Speed is unadjustable.	12	Red stroboflash	Speed and Brightness are adjustable
2	Static blue		13	Blue stroboflash	
3	Static purple		14	Purple stroboflash	
4	Static green		15	Green stroboflash	
5	Static yellow		16	Yellow stroboflash	
6	Static cyan		17	Cycan stroboflash	
7	Static white		18	White stroboflash	
8	Three-color jumpy changing	Speed and brightness are adjustable	19	R/B crossfade	Speed is adjustable, brightness is unadjustable
9	Seven-color jumpy changing		20	B/G crossfade	
10	Three-color gradual changing	Speed is adjustable, brightness is unadjustable	21	G/R crossfade	
11	Seven-color gradual changing				



### Typical Application

